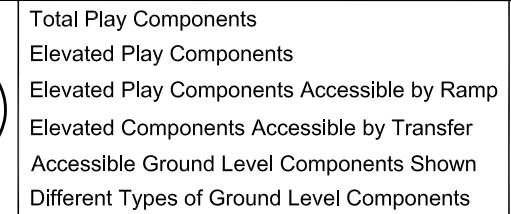
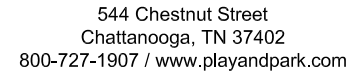


Play & Park Structures

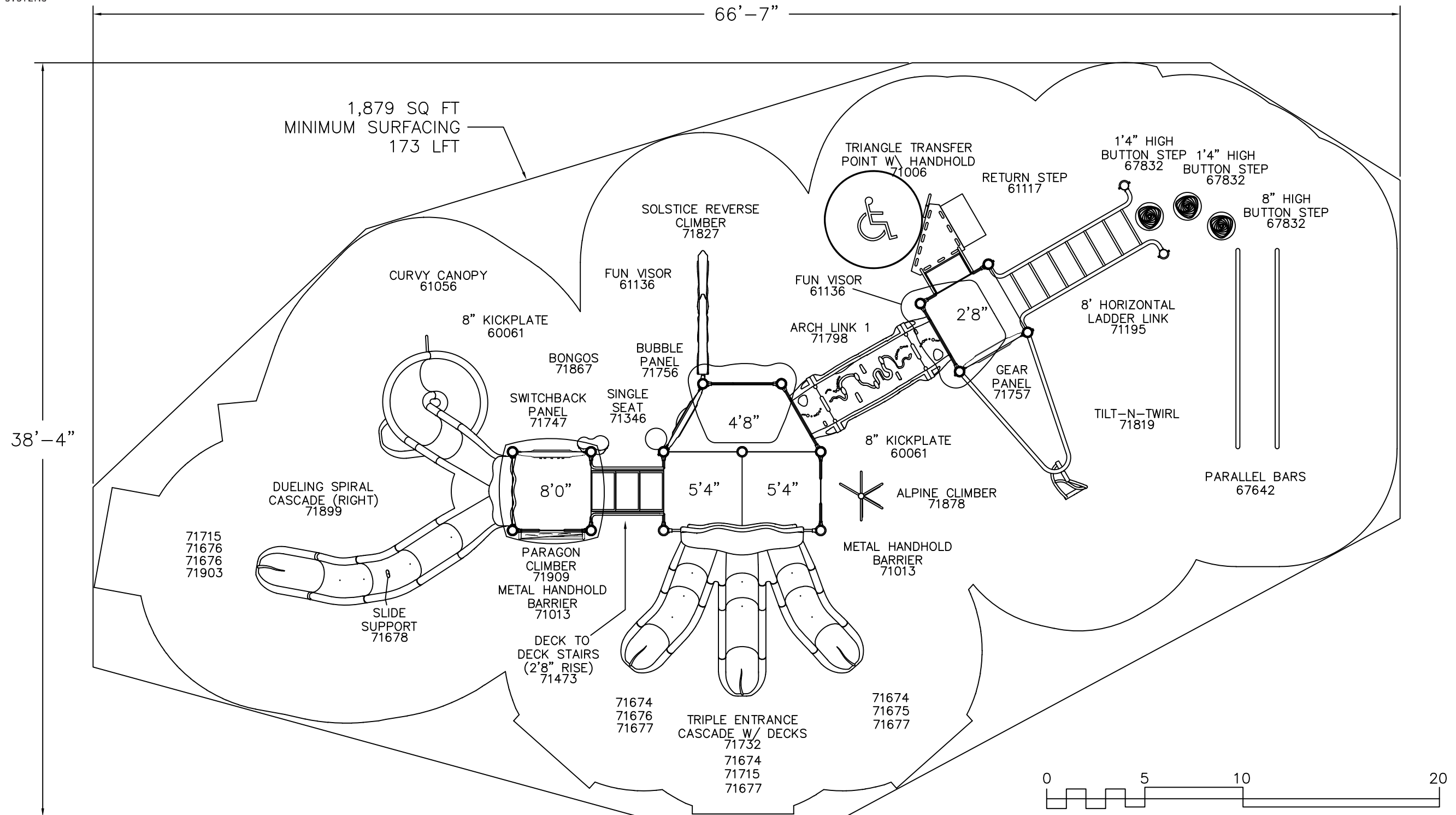
Minimum Area Required:
66'-7" x 38'-4"

Scale: NTS
This drawing can be
scaled only when in
an 11" x 17" format

Quote Number:
20-131889



17			
10			<u>User Capacity</u>
0	Req.	0	55-65
10	Req.	5	<u>Critical Fall Height</u>
7	Req.	4	8'-0"
5	Req.	2	



IMPORTANT: Never install play equipment over hard, unresilient surfaces such as asphalt, concrete, or compacted earth. It is the owner's responsibility to ensure the "minimum area required" contains an appropriate amount of resilient material to cushion accidental falls.