

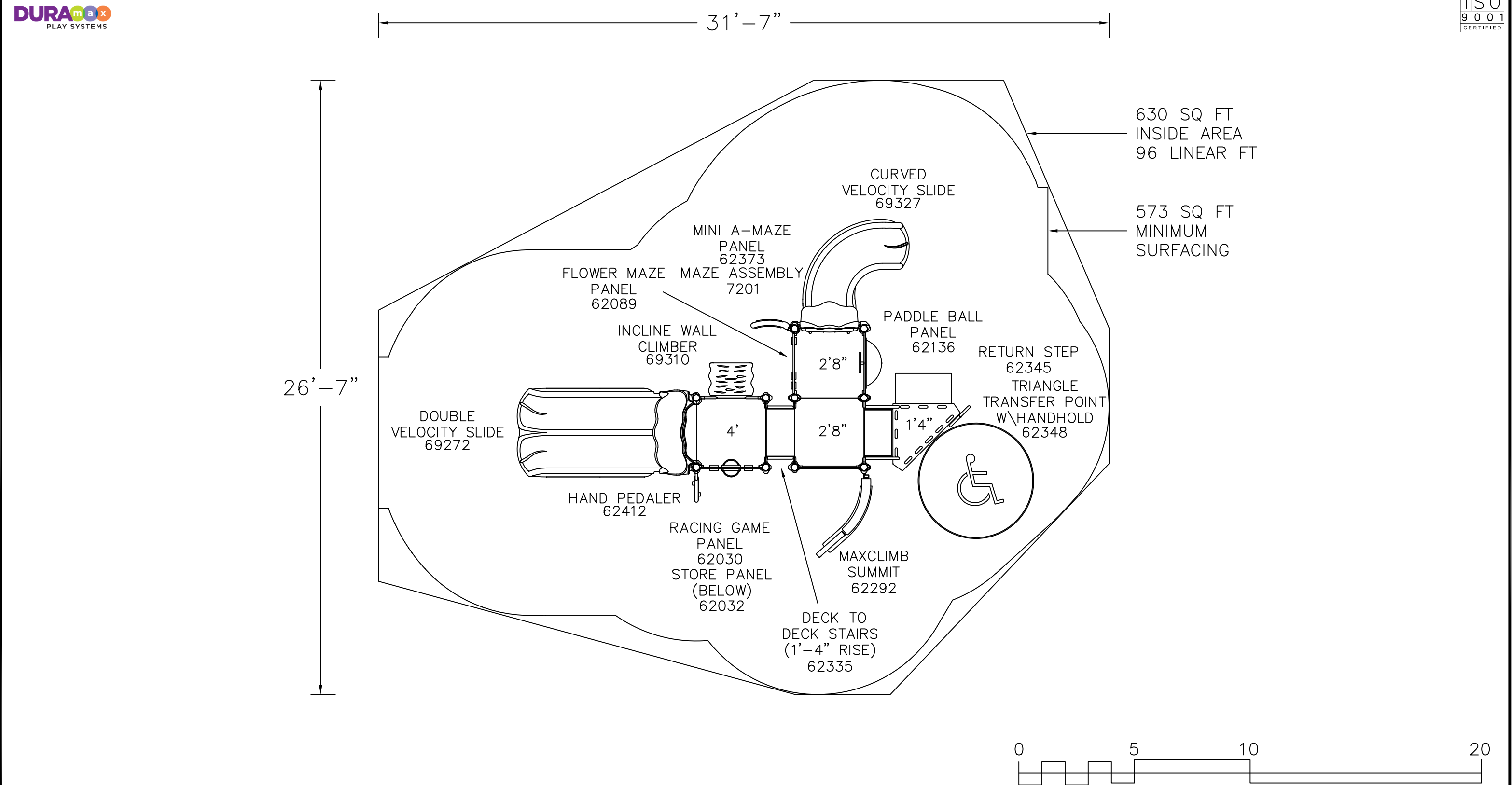


Tot Spirit 10-130524	This play equipment is recommended for children ages: 2-5 Minimum Area Required: 31'-7" x 26'-7"	Scale: 1/4" = 1'-0" This drawing can be scaled only when in an 11" x 17" format	Drawn By: Date: 11/6/2019 Quote Number: 10-130524	 A PLAYCORE Company 544 Chestnut Street Chattanooga, TN 37402 800-727-1907 / www.playandpark.com		Total Play Components Elevated Play Components Elevated Play Components Accessible by Ramp Elevated Components Accessible by Transfer Accessible Ground Level Components Shown Different Types of Ground Level Components	10 7 0 7 3 3	Req. Req. Req. Req. Req.	0 0 4 2 2	User Capacity 20-40 Critical Fall Height 4'-0"



It is the manufacturer's opinion that the structure shown herein complies with current ada standards concerning accessibility if used with proper accessible surfacing and together with other necessary ground level play equipment.
IMPORTANT: Never install play equipment over hard, unresilient surfaces such as asphalt, concrete, or compacted earth. It is the owner's responsibility to ensure the "minimum area required" contains an appropriate amount of resilient material to cushion accidental falls.