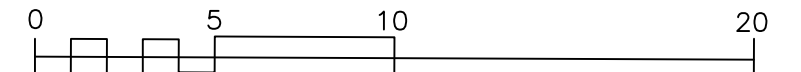
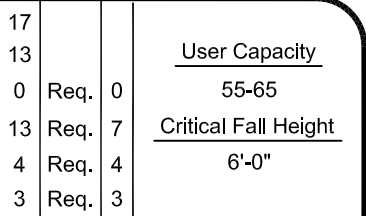
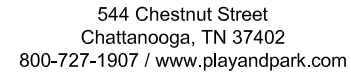


Play & Park Structures

Minimum Area Required:
34'-1" x 38'-7"

an 11" x 17" format

Quote Number:
10-130075



IMPORTANT: Never install play equipment over hard, unresilient surfaces such as asphalt, concrete, or compacted earth. It is the owner's responsibility to ensure the "minimum area required" contains an appropriate amount of resilient material to cushion accidental falls.